

Practice:

Dentist:

Patient:

Work Required by: Date: / /

Age:

Time: am/pm

Restoration Type

- Crown
- Bridge
- Veneer
- Inlay/Onlay
- Post and Core
- Bonded Bridge/Wing
- Implant
- Other:.....

Additional Instructions/Comments

Items Enclosed

- Triple Tray
- Upper Impression
- Lower Impression
- Upper Model
- Lower Model
- Bite Registration
- Old Crown/Bridge
- Existing Denture
- Study Models
- Articulator
- Implant Component
- Post Core
- Facebow
- Other:.....

All Ceramic (Stump Shade Required)

- GC LiSi Press
- IPS e.max® Veneers
- IPS e.max® Thin Veneers

Zirconia

- PFZ Prettau®
- IPS e.max® Layered
- Prettau® Zirconia FC
- Prettau® Anterior® FC

PFM

- Non-Precious
- Bio Metal
- Buccal Porcelain Margin
- 360° Porcelain Margin
- Fine Metal Margin

Shade

Basic Shade:.....

Stump Shade:.....

Occlusal Staining:

- None
- Light*
- Medium
- Dark

Location of Digital Image(s):.....

Email Images to: info@exceldentallab.com.au



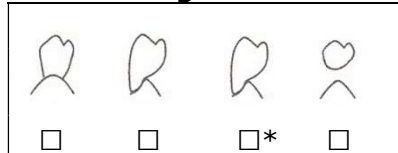
Full Cast Crown

- Non-Precious
- Precious

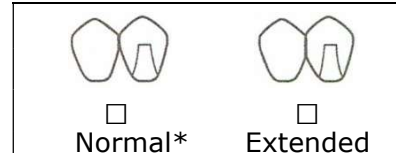
Implants

- Screw Retained
- Cement Retained

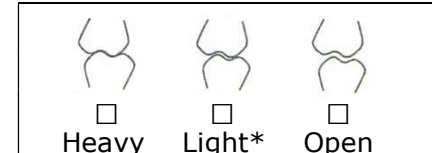
Pontic Design



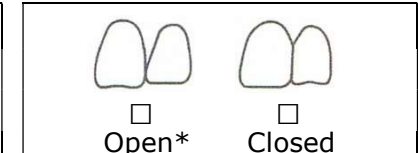
Proximal Contact



Occlusal Contact



Embrasure



*Standard unless specified